

■用途 Usage

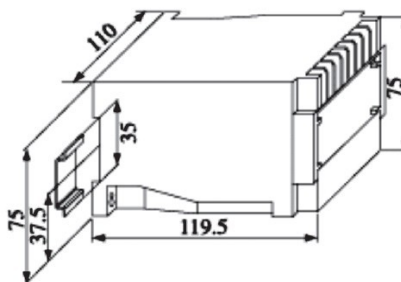
ZPF型功率因数变送器是一种将电网中的功率因数参数，经隔离变送成线性的直流模拟信号的装置。产品符合国家标准GB/T13850-1998。

ZPF Power factor transducer is a device which can isolate and transmit electric parameters,such as power factor,into linear DC analog signal .It meet the requirements of National standard GB/T13850-1998.

■技术参数 Technical parameters

输入标称值 Input nominal value	电流Current :1Aac ,5Aac;电压Voltage:100Vac,150Vac,300Vac,600Vac
输入过载 Input overload	持续2倍，瞬时电流10倍/5秒；瞬时电压2倍/30秒 Continual 2times,instantaneous current 10times/5Sec.;instantaneous voltage 2 times/30Sec.
输入负载 Input overload	电流互感器：≤0.2VA，电压互感器：≤0.1VA Current transformer(CT)≤0.2VA,Voltage transformer(PT)≤0.1VA
精度 Accuracy	≤±0.2%R.O.
响应时间 Response time	<400mSec.
输出电压 Output voltage	0~10Vdc,1~5Vdc,0~5Vdc,and special
输出电流 Output current	4~20mAdc,0~20mAdc,0~10mAdc,and special
输出波纹 Output ripple	<0.5%R.O.
输出负载 Output overload	电流输出时<750Ω,电压输出时>1000Ω Output current <750Ω,Output voltage>1000Ω
输出满度校调 Span adjustment	≤±20% of R.O.
输出零点校调 Zero adjustment	≤±20% of R.O.
工作电源 Power supply	AC220V±10%、AC110V、DC220V、DC110V、DC24V±20%
电源功耗 Consumption	直流供电<3W,交流供电<4VA DC Power <3W,AC Power <4VA
外壳材料 Case material	ABS
隔离 Isolation	输入/输出/电源/外壳 互相隔离 Between input/output/power/case
耐压强度 Isolation voltage	AC4KVrms/min
绝缘阻抗 Insulation resistance	>100MΩ,DC500V
工作环境温湿度 Operating temperature humidity	— 10℃~55℃， <80%相对湿度（无冷凝状态） — 10℃~55℃， <80%Relative humidity(non-condensing)
储存环境温度湿度 Storage temperature humidity	— 20℃~70℃， <70%相对湿度（无冷凝状态） — 20℃~70℃， <70%Relative humidity(non-condensing)
外型尺寸 Case dimension	119.5 mm(长)×110mm(宽)×75mm(高) 119.5 mm(Length)×110mm(Width)×75mm(Height)
安装方式 Mounting	标准导轨35mm,或螺钉固定 DIN rail 35mm,or fix to cubicle with bolt
重量 Weight	<500克

■外型尺寸 Dimension



选型代码 Model Code

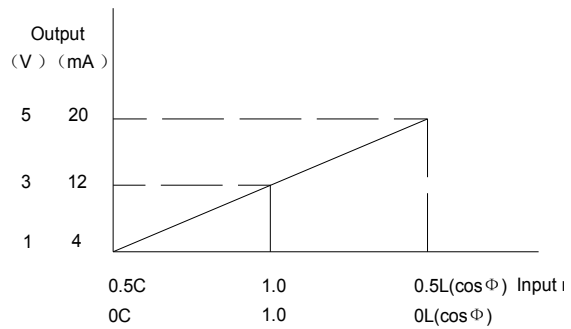
企业代码 Company code	功能代码 Function code	接线方式 Wiring	输入代码 Input code	输出代码 Output code	功率因数 Power factor	工作电源 Aux.power
Z	PF	12 单相二线 1P2W	A1 0~1A	A010 0~10mA	1	A22 AC220V
		33 三相三线 3P3W	A5 0~5A	A020 0~20mA	0.5C~1~0.5L	A11 AC110V
		34 三相四线 3P4W	A10 0~10A	A420 4~20mA	2	D22 DC220V
			V10 0~100V	A412 4~12~20mA	0C~1~0L	D11 DC110V
			V11 0~110V	V101 -10~0~+10V	0	D24 DC24V
			V12 0~120V	V05 0~5V	Special	0 Special
			V22 0~220	V10 0~10V		
			V38 0~380V	0 Special		
			0 Special			

请详细书写您所需产品的型号和参数!

订货范例 Order example

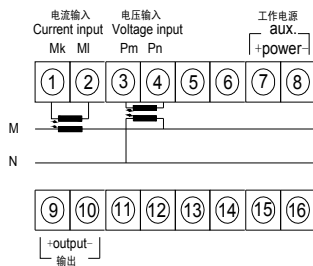
型号 Model : ZPF-33-A5V10-A412-1-A22
 输入 Input : 3P3W,0~5Aac,0~100Vac
 输出 Output : 4~12~20mAdc
 功率因数 Power factor : 0.5C~1~0.5L
 电源 Power : AC220V 50Hz

输入/输出曲线图 Input、Output curve

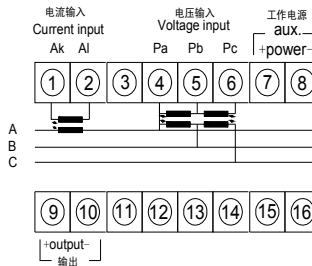


接线图 Connection Diagram

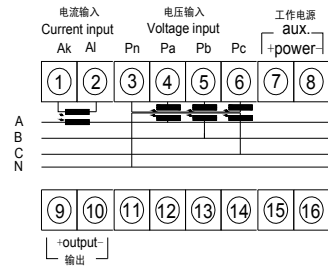
功率因数变送器-单相二线
Power factor Transducer-single phase



功率因数变送器-三相三线
Power factor Transducer-3- phase 3-wire



功率因数变送器-三相四线
Power factor Transducer-3- phase 4-wire



功率因数变送器-三相三线(平衡式)
Power factor Transducer-3- phase 3-wire
(balanced load)

